

GUIDE FOR SUCCESSFUL ONLINE BUSINESS



This guide will show you how to make additional side earnings and after that, you can establish your own successful business online to support you!

Yes, you can create your own online business without **ANY PRIOR EXPERIENCE!**

BOB FOR HER

BLOGGING AND ONLINE BUSINESS TIPS

by Jelena

Below are the some Main Ways which you can use to make money online:

1. Affiliate Programs
2. AdSense Ads & Other Advertising Programs
3. Building a List
4. Amazon Products
5. Relevant Advertisers
6. Create Your Own Product

In this 10 pages guide you will learn basics of affiliate marketing with proven 4 steps to start your own biz!

What is Affiliate Marketing?

Affiliate Marketing is basically getting paid commissions by recommending products or services to others.

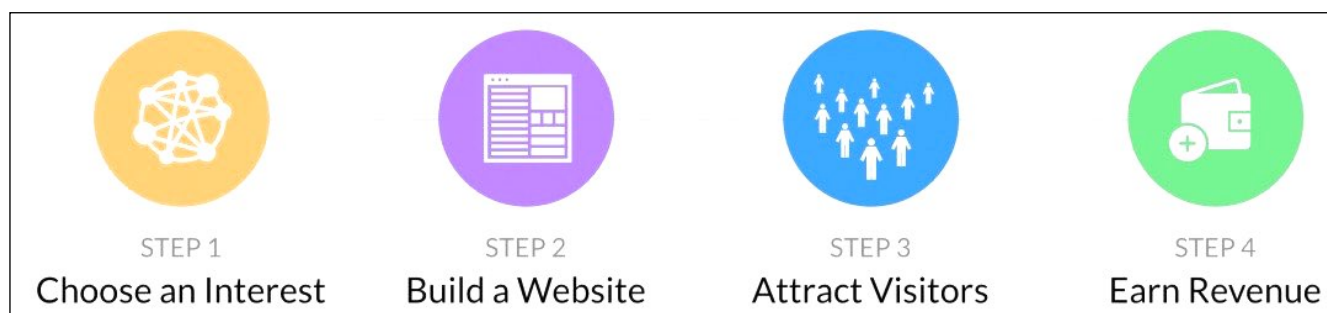
You've most likely already done it. Maybe you've suggested a good book to a friend. So why not get paid for that?

In affiliate marketing, you'll get paid when you recommend people that book.

Let me list down some of the potentials you can expect from affiliate marketing:

- ✓ **Make money online in absolutely any niche of your choice**
- ✓ **Quit your job, make a full-time living online and live a laptop lifestyle**
- ✓ **Multiple passive income streams**
- ✓ **Absolutely no coding, sales or any experience needed**
- ✓ **All you need is a laptop, an internet connection, and the right system (which I'll be revealing to you in this guide!)**

The Proven 4-Steps To Start With Affiliate Marketing



Affiliate Marketing is a huge thing. But I've broken it down into 4 main steps you can easily follow.

These 4 steps have been adopted by thousands of successful affiliate marketers who have built their own profitable affiliate marketing empire online.

Let's quickly discover how this system works!

Step 1: Choose an Interest

This interest will be the topic that your website is going to be about. In a more professional term, it's called a "**niche**".

For example, let say you're good at cooking, so cooking can be your niche. I'm sure there are a lot of woman who are struggling with cooking and are willing to spend money in this niche.

However, here's the catch...

You need to target a narrower niche, to begin with, so that you can see faster results.

In the singing niche, you can choose a narrower topic like "**Learn how to cook - guide for beginners**", "**How to cook while camping?**" or maybe "**How to cook rice?**".

All these can a profitable approach as long as you have some experience and knowledge to share. There will definitely be people who are willing to spend money on this kind of courses or products.

Another way to look at this is to focus on **helping people to solve a problem.**

Just like weight loss is a very popular niche because a lot of people have this problem and are looking for help.

So, your first step here is to choose a topic of your **interest** that you are able to **HELP** others.

Step 2: Build a Website

Don't be scared by the term "build a website"!

Regardless of your age or experience level, building a website is like opening up a Facebook account and editing a Word Document.

It is that easy!

You don't need to know a single line of code because there are platforms available for you to build your website in just a few clicks and your website will be up in a couple of minutes.

In fact, website building is actually one of the low-level tasks today. Because websites are so common and easy-to-build.

Money is in the higher-level tasks like **marketing** and **sales**. These are more difficult that's why money is there.

But don't worry, follow my guidance and you won't go wrong.

For this step, click on this link and [Create a FREE Account](#) with Wealthy Affiliate. You'll be offered with 2 FREE websites which you can build within minutes!

Step 3: Attract Visitors

After your website is set up properly, the next step is definitely to bring in visitors or also known as “traffic”, to your website.

Without traffic, there’ll be no potential customer and definitely no sales. There are 2 main types of traffic:

1. Paid Traffic
2. Free Traffic

Paid Traffic is also known as **Direct Response Traffic**, which means your goal is to make \$2 dollars back when you invest \$1, so on and so forth.

Some examples of paid traffic include **Pay-Per-Click (PPC), Facebook Ads, Instagram Ads**, etc.

Free Traffic is also known as “**Positioning**”, which means your goal is to become the authority in the niche and literally “Attract” visitors to your website or whatever you are promoting.

This can be done on social media like Facebook, Pinterest or on search engines like Google.

In search engines, it’s known as **Search Engine Optimization (SEO)** where you get your website rank well in Google so that people can find your website by typing their search in search engines.

Focus on setting up your website first, then you’ll be guided on what to do next for getting eyeballs to your site!

Step 4: Earn Revenue

Our ultimate goal is not just to make money, but making consistent passive income so that we can achieve financial freedom, right?

You'll be able to do that with your website.

There are tons of ways for you to monetize your site (Read [this guide](#) to discover 100 methods). So basically, you can make money just by sharing what you know and your experience with the right audience.


The flowchart summarizes the whole process:



“Information is a source of learning. But unless it is organized, processed, and available to the right people in a format for decision making, it is a burden, not a benefit.”

- William Pollard

So, our job as an internet marketer is to organize & process the necessary information in the right format and put it in front of the right audience at the right time!



We're just at the tip of an iceberg for affiliate marketing. But you've definitely taken a huge step at going through this 4-Step Blueprint. There are a lot of small details but ultimately, they all come back to these 4 main steps.

Your Next Step

I thank you for reading this guide because **your time is something I do not take lightly** (I`m 3 kids mom :)).

I hope my guide has been valuable so far and has given you a very clear big picture for this industry.

Now, I would like to offer you **My Personal Invitation to join Wealthy Affiliate** if you haven't done so.

Wealthy Affiliate is the community and training platform that enabled me to have a really strong foundation in Affiliate Marketing.

They have all the resources you need to get started with affiliate marketing proper. What's even better is that they are **FREE to get started!**

Click on >> [this link](#) << to accept My Private Invitation for YOU!

See you inside!
Jelena